



Switch 2023 Fall

What's new?



Contents

General	3
Before you upgrade	3
Configurators become apps on the Enfocus Appstore	3
Installation process	4
Migrated configurators	5
Manuals	7
Installing an app manually	7
Importing flows from older Switch versions	7
Upgrading or downgrading the app version of a configurator	8
Default Elements	9
Increased validity of default elements	9
Scripting	9
Node.js version 18 support	9
OpenSSL	9
OpenSSL upgraded to newest version	9
App compatibility	9
System requirements	10
Windows	10
macOS	10
Bug fixes	11

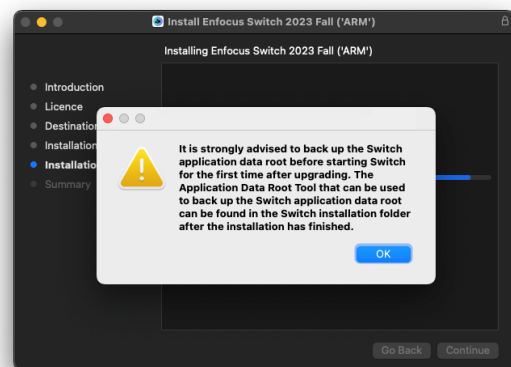


General

Before you upgrade

We strongly recommend making a backup of the Switch application data root before starting Switch for the first time after upgrading.

This is important because the changes we made to the configurators (they are converted to apps and made available on the Enfocus Appstore) may impact flows with configurators in such a way that they cannot be used anymore in earlier versions of Switch. In other words: if you want to downgrade to an earlier version of Switch, you must either manually redefine the configurators in your flows or roll-back from a backup created through the Application Data Root Tool, which can be found in the Switch installation folder after the installation has finished.



Configurators become apps on the Enfocus Appstore

The Enfocus Appstore, released in 2016, has brought a lot of new functionality to Switch, such as the possibility to create and use various apps that enable the integration with third-party software, perform specific tasks or queries. Apps allow users to go even beyond the powerful native capabilities of the core Switch solution.

Another advantage of the Enfocus Appstore is that it allows App Creators to release new apps or to implement new functions and features to existing apps without having to wait until the next major release of Switch. Switch users also get a notification in Switch if a new version of the app is available. They have the possibility to decide themselves if they would like to upgrade or downgrade to a specific version. Once the decision is made, the chosen version gets automatically deployed on the Switch core system.

The configurators have lived a separate life from the Enfocus Appstore, and this has led to confusion among our customers and our Solution Partners. Besides, it was not straight forward to inform our users about the availability of a new version of a configurator, and our users had to use a specific environment within Switch to be able to retrieve them (Enfocus Pack Manager).

On top of that, our Solution Partners were not able to maintain their own configurators and to distribute new functionalities and bug fixes within their own timeframe.

That is why we have chosen to migrate the configurators from Enfocus and from our Solution Partners to the Enfocus Appstore. With this release we moved most of our configurators to the Enfocus Appstore. This will allow us and our Solution Partners to release changes and improvements to the app version of the configurator much faster and easier without having to wait for the next release of Switch.



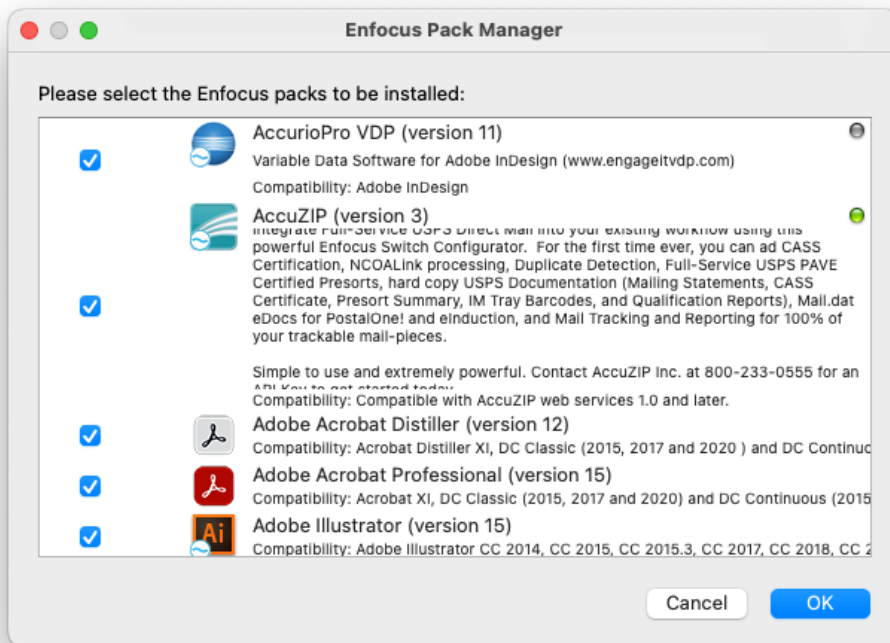
Like the currently available free apps, all app versions of the configurators that are published as free apps, remain free for every customer with an active maintenance contract and a full Switch Core license. Even if you haven't used these before, or you were not aware of their existence, you will be able to download them from the Enfocus Appstore as of the release of Switch 2023 Fall.

As these configurators were part of a Configurator Module license in previous Switch versions it will not be possible for PitStop Server customers (without Configurator Module license or any other Switch license) to install them, unless they upgrade to Switch. Talk to your reseller for this!

Installation process

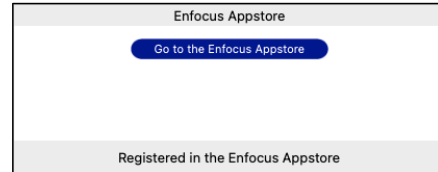
Once you have finalized the installation process of Switch 2023 Fall, all the app versions of the configurators that have been defined as "done" in the table on page 5, will automatically be deployed from the Enfocus Appstore after launching the flow designer. This process will replace the natively installed configurators with the equivalent app version from the Appstore. For upgrade installations, these app versions are the exact same as the configurators used in Switch 2022 Fall and no new features or functionalities have been added.

It could be that after the upgrade to Switch 2023 Fall you suddenly see some new apps appearing in the Apps category of the Flow elements pane. The reason for this is that Switch is communicating all the installed elements of your Switch installation to the Appstore for replacement. Switch is also communicating the elements that you installed during a previous Switch installation process, but that you were not able to use as they were hidden from your Switch installation if you didn't have the Configurator Module license.





NOTE: To enable the deployment of the configurators, in Switch you will have to be signed in to the Enfocus Appstore with your Enfocus ID. Otherwise you will no longer have access to the configurators, and they will not automatically be replaced with the app version.



Migrated configurators

The configurators have been around in Switch for more than 15 years now, and during this time some of them have become obsolete or unfortunately some of our Solution Partners made the decision to not support them anymore.

In the table below, you can see which of the configurators have been migrated already, and which ones have been defined as "End of Live" (and won't be available anymore as of the release of Switch 2023 Fall).

Be aware that **Onyx Switch Connect** will be a payable app (soon). For that reason, this app will not be assigned automatically. You will need to manually get the app from the Enfocus Appstore. You can choose to first trial the app to try it out and then purchase the app once everything is set up. Once you acquire the app through the Enfocus Appstore, the migration process will make sure your configurators will be replaced by this instance of the app. Hence your properties and settings will be kept.

AccuZip and **VIESUS** are not available yet on the Enfocus Appstore, but both solution partners are committed to deliver an app version as soon as possible. If you use one of these configurators, we suggest waiting with the Switch upgrade until they are available on the Enfocus Appstore.

Solution Partner	Configurator Name	Status
AccuZip	AccuZip	SOON
Alwan Color Expertise	Alwan ColorHub	DONE
Apago	Apago PDFspy	DONE
Aproove	Aproove	EOL
axaio	axaio MadeToPrint InDesign Server	DONE
axaio	axaio MadeToPrint Illustrator	DONE
axaio	axaio MadeToPrint InDesign	DONE
axaio	axaio MadeToPrint QuarkXPress	DONE
Caldera	Caldera Nexio Collect	DONE
Caldera	Caldera Nexio Submit	DONE
callas software GmbH	callas pdfaPilot 3	EOL
callas software GmbH	callas pdfToolbox Actions	DONE
callas software GmbH	callas pdfToolbox Compare	DONE
callas software GmbH	callas pdfToolbox ConvertColors	DONE
callas software GmbH	callas pdfToolbox Impose	DONE
callas software GmbH	callas pdfToolbox Profiles	DONE
CHILI Publish	CHILI Publisher	EOL
CHILI Publish	CHILI Publisher Online	DONE



ColorLogic	ColorLogic ProfileTagger	EOL
ColorLogic	ColorLogic ZePrA	DONE
Dynagram	inp02	EOL
EFI	EFI Fiery XF	EOL
Elpical	Elpical Claro	EOL
Elpical	Elpical Claro Premedia Server	EOL
Enfocus	Adobe Acrobat Professional	DONE
Enfocus	Adobe Acrobat Distiller	DONE
Enfocus	Adobe Illustrator	DONE
Enfocus	Adobe InDesign	DONE
Enfocus	Adobe InDesign Server	DONE
Enfocus	Adobe Photoshop	DONE
Enfocus	Apple Automator	DONE
Enfocus	CorelDRAW	DONE
Enfocus	Microsoft Excel (Windows)	DONE
Enfocus	Microsoft PowerPoint (Windows)	DONE
Enfocus	Microsoft Word (Mac)	DONE
Enfocus	Microsoft Word (Windows)	DONE
Enfocus	QuarkXPress	EOL
Enfocus	Saxonica Saxon	DONE
Enfocus	Stuftit Deluxe	EOL
GMG Color	GMG ColorServer	DONE
HP	HP SmartStream Production Center JDF Control	DONE
HP	HP SmartStream Designer VDP	DONE
HP	HP Digital Front End JDF Control	DONE
HP	HP PageWide Web Press JDF Control	EOL
HP	HP SmartStream Designer Ganging	DONE
HP	HP SmartStream Designer Imposition	DONE
ICS Color	ICS RD Report	EOL
ICS Color	ICS RD Submit	EOL
Imaging Solutions	VIESUS	SOON
Meadows Publishing Solutions	AccurioPro VDP	EOL
Meadows Publishing Solutions	DesignMerge Pro	DONE
Onyx Graphics	ONYX	DONE
Perfect Colours	ProofMaster	EOL
Quite Software	Quite Hot Imposing	DONE
RTI-RIPS	RTI Harlequin RIP-Kit	EOL
tilia	tilia Phoenix	EOL
Twixl media	Convert to Twixl Web Reader	EOL

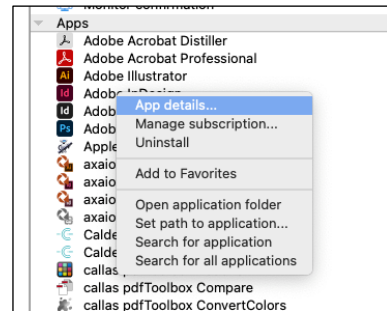


Twixl media	Upload to Twixl Distribution Platform	EOL
Ultimate TechnoGraphics Inc.	Impostrip On Demand (legacy)	EOL
Ultimate TechnoGraphics Inc.	Ultimate Impostrip	DONE
WoodWing	WoodWing Enterprise Download	DONE
WoodWing	WoodWing Enterprise Upload	DONE

Manuels

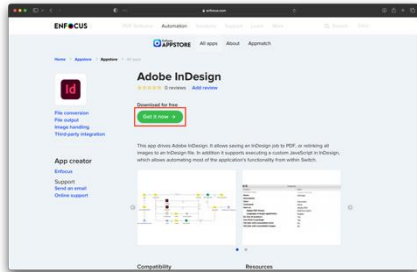
Because the configurators have been converted to apps, the explanation of their functionality is no longer available through the “Documentation” option in the context menu of the configurator.

Instead, just like for the other apps, every app version of a configurator now has its own app page, including the manual and any other available resource(s). You can access this manual by right-clicking on the app version of the configurator in the Flow elements pane and by selecting “App details...” This will take you to the dedicated app page on the Enfocus Appstore where you can find more information about the app.



Installing an app manually

If for any reason a configurator has not been migrated automatically during the upgrade process and the configurator has not been defined as End of Live (EOL), the app version of the configurator can still be allocated to your Switch installation from the [Enfocus Appstore](#).



Once downloaded, the app version of the configurator will automatically replace the old configurator version.

Importing flows from older Switch versions

You will still be able to import flows with configurators from older Switch versions but only if on a previous version of Switch the configurator was installed and if the app version of the configurator is available on your Switch installation. In that case, the old configurator version will be updated automatically.

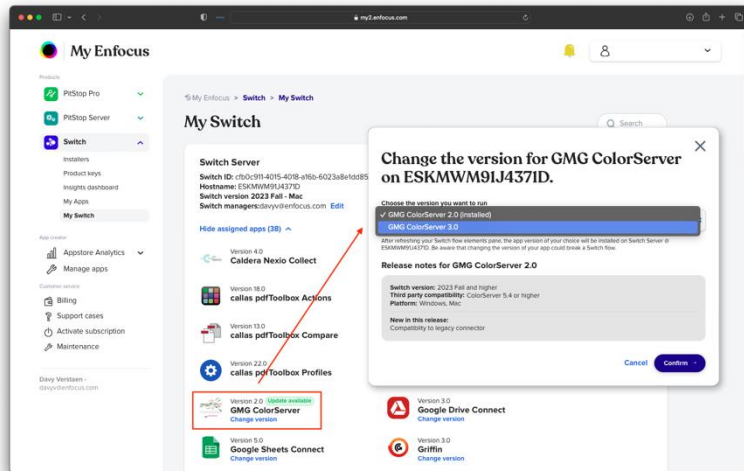
However, if an imported flow contains a configurator that has been defined as End of Live (EOL), then it will not be possible anymore to use this flow in Switch 2023 Fall.



Upgrading or downgrading the app version of a configurator

Once the app version of the configurator has been deployed on your Switch installation, you can upgrade or downgrade the app version of a configurator through the My Switch page on My Enfocus.

This section will provide you with an overview of the currently deployed apps on your Switch installation, but you will also have the possibility to update a specific app when available. To update the app, just click on “Change version” and select the version you would like to deploy on your Switch installation.





Default Elements

Increased validity of default elements

When we introduced the “default element apps” in the release of Switch 2022 Spring, the default element apps on a Switch were configured to get their licenses from the Appstore service. These licenses have an end date, and currently they have a maximum validity of 30 days. This means that your Switch needs to connect to the internet at least once a month to refresh the app licenses.

As default element apps are core features of Switch, we decided that default apps should continue to work even on a Switch that is not able to connect to the Appstore. Therefore, we changed the validity of all default elements to 10 years instead of 30 days since last validation/connection. If in these 10 years Switch connects to the Appstore, the validation will be reset to another 10 years.

Scripting

Node.js version 18 support

Switch now allows script writers to take advantage of the latest features and bug fixes that are available in the Node.js LTS version 18.16.0

OpenSSL

OpenSSL upgraded to newest version

Switch now uses OpenSSL 1.1.1v to take advantage of all bug/security fixes and improvements that are included in this latest LTS version.

App compatibility

We recommend app creators to upgrade their NPM packages to the latest version to make sure the NodeJS upgrade is not causing any issues.

There is a known issue with the app **Mail with OAuth 2.0**. Customers using this app will need to upgrade to version 5.0 of the app.



System requirements

Windows

Switch 2023 Fall is compatible with:

- Microsoft® Windows® 10 (64-bit)
- Microsoft® Windows® 11
- Microsoft® Windows® 2012 Server R2 (64-bit)
- Microsoft® Windows® 2016 Server (64-bit)
- Microsoft® Windows® 2019 Server
- Microsoft® Windows® 2022 Server

macOS

Switch 2023 Fall is compatible with:

- macOS 11 (Big Sur) on Intel
- macOS 11 (Big Sur) on Apple Silicon
- macOS 12 (Monterey) on Intel
- macOS 12 (Monterey) on Apple Silicon (M2 chips require manual installation of Rosetta)
- macOS 13 (Ventura)



Bug fixes

The following bugs have been fixed:

ENFS-33947	Skipping dynamic property validation and dependency checking in case of multi line editor.
ENFS-33886	Mail receive with OAuth2.0 error: User is authenticated but not connected.
ENFS-33855	Switch NodeJS Scripting: bug when using metadata variables in combination with multiline-text with variables property editor.
ENFS-33767	[Switch.Date:Format ...] "dd" not working as expected.
ENFS-33987	Job Boards Switch 2022 Fall white browser window bug
ENFS-33650	SWS Login call passes without password prefix but stop flow call fails afterwards with error 500
ENFS-34686	Support email link in the HTML-based description on submit point
ENFS-33469	Invalid task file for Web Portal job
ENFS-35026	Error in Japanese language
ENFS-34852	Script expressions and scripts are unable to get executed as the node script executor is unable to spawn new node process.
ENFS-34688	App getting uninstalled automatically after a refresh or restart of Switch
ENFS-34564	License issue on MacOS where Enfocus Switch loses the license, causing the flows to stop.
ENFS-33706	Fix error message in scripeter related to prohibited characters in script ID's